


### DS311 OPTICAL FLAP TURNSTILE

SINGLE / BI-DIRECTION



- Optical flap turnstile is to control pedestrian entry or exit in restricted areas, usually used in high pedestrian traffic flow in both directions.
- The body is made of brushed stainless steel which is robust, rigid, anti-rust, waterproof and durable.
- It is ideal for both indoor and outdoor settings.
- It has standard relay signal, which can be integrated with any kind of third-party access control system (e.g.: RFID, Fingerprint and Biometric reader device).
- It has sufficient space, which can be mounted with any type of external device( e.g.: Display, Counter, Reader, Push button, Card collector, Coin insert, Barcode/QR reader, Wheel).
- In case of emergency, the flap arms will open automatically to allow free passage when power off.
- It is suitable for areas with high pedestrian traffic (e.g.: Hotel, Building, Dormitory, Station, Airport, Park).

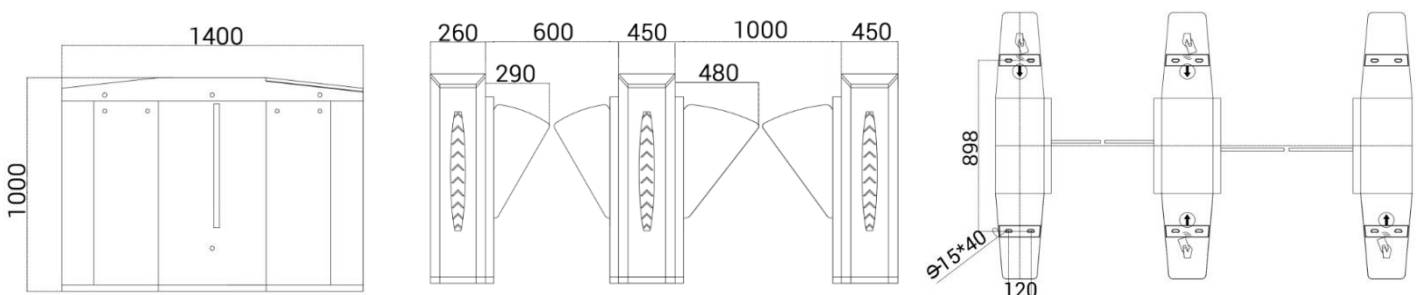
## Features

- ✓ Long-life performance, high operation dependability and fast response.
- ✓ The whole system runs smoothly, low noise, no mechanical impact.
- ✓ Single directional or Bi-directional is selectable.
- ✓ Automatic reset function: flap arms will lock automatically within 5s (can be setting) if passenger delay to entry.
- ✓ When power is off, flap arms will open automatically, which is complying with fire safety requirements.
- ✓ LED indicator (red × means no entry; green → means entry).
- ✓ Easy to install and maintain.
- ✓ 3-year warranty support.
- ✓ Infrared sensor alarm function, in case of illegal intrusion and reverse intrusion.
- ✓ Anti-intrusion function, the turnstile is locked automatically until valid opening signal input.
- ✓ Anti-reverse function, the turnstile alarms if someone wants to entry in the reverse direction.
- ✓ Anti-trailing function, the turnstile alarm if someone wants to burst in without permission.



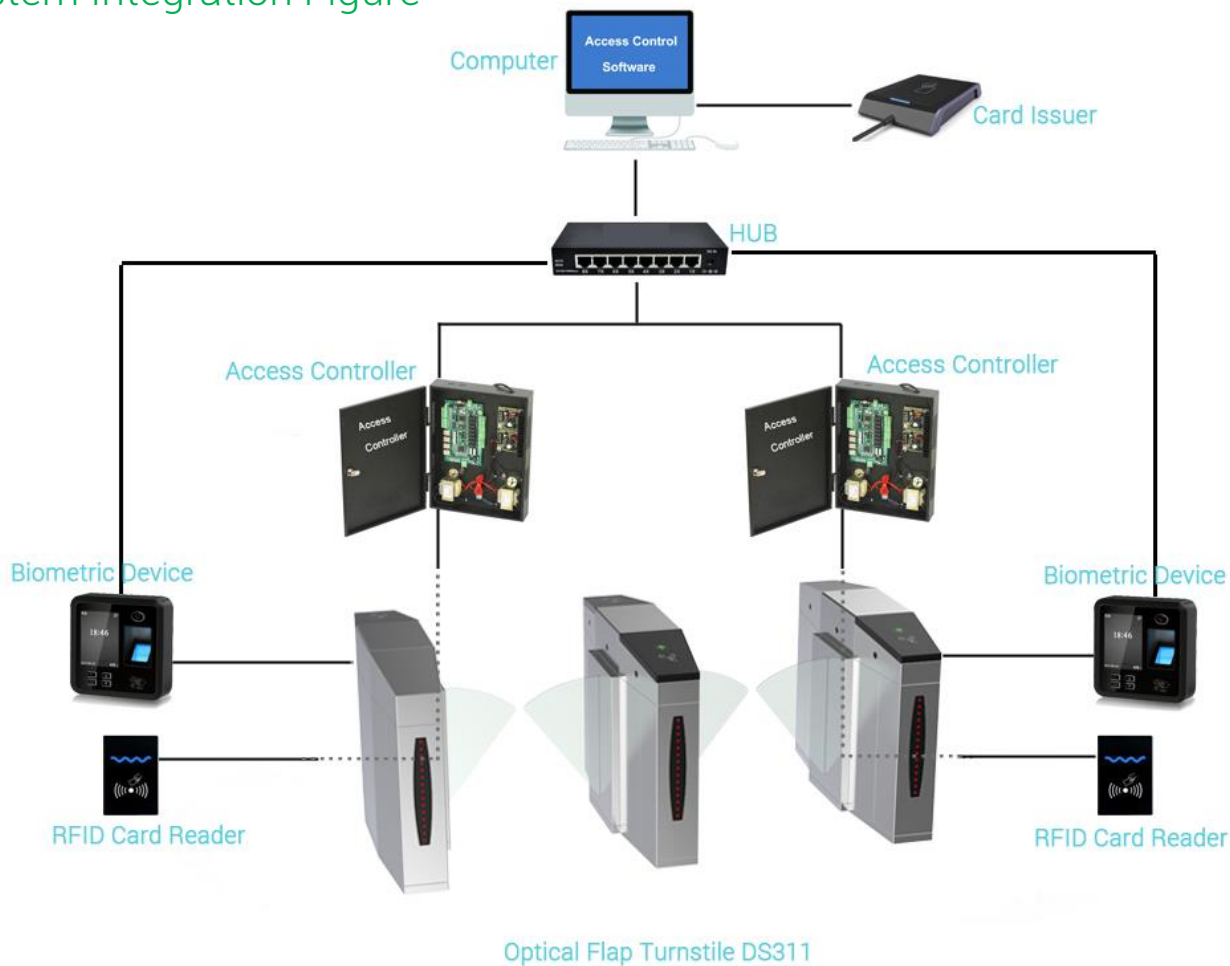
## Specifications

Model No.	DS311
Brand	Daosafe
Framework Material	304 Stainless Steel+ Plexiglas Arm+ Black Toughened Glass on side
Arm material	Plexiglas-transparency
Dimension	1400 * 260/450 * 1000mm
Net Weight	80kg/pcs-120kg/pcs
Passage Width	600mm-1000mm (One passage)
Passing Direction	Single directional / Bi-directional
MCBF	5 million
Power Supply	AC220V/110V, 50/60Hz
Operation Voltage	24V DC
Power Consumption	40W
Operation Temperature	-15 °C - 60 °C
Operation Humidity	0 ~ 95% (No freeze)
Working Environment	Indoor / Outdoor
Flow Rate	40-45 people per minute
LED Indicator	Yes
Infrared Sensor	4 pairs(standard)
Emergency	Automatic arm open when power off
Communication	Dry contact, Relay signal, RS485





## System Integration Figure



## Range of Applications

