



Model DS-Q70

Speed Gate

DS-Q70 Quantum speed gate is the fastest open and close speed gate on the market. Its main advantages:

- With 45 persons passing per minute which is perfect for the sites with big visitor's flow rate.
- Support 600mm~1200mm for wide passageway, wheelchair, and pedestrian with large luggage can also pass.
- Support 900~1800mm max. glass height which is perfect for the places where need high security requirement.
- Design with classic black, white color appearance, elegant and timeless pairing, perfect for using at high end applications.

Features

- Two way or one way working.
- 0.1S fast open speed, 45 person/min high throughput.
- Passage width can be extended to 600~1200mm.
- Lower power consumption.
- Low noise, system runs smoothly.
- Blue, green and red LED indicator display passing status.
- Indoor use.
- Support integrated with any type of access control systems.
- Fire safety requirements, arms open automatically.
- Easy to install and maintain.
- 3 years warranty support.

Customized Service

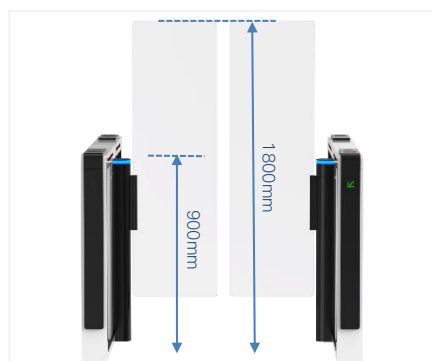
- Appearance color can be customized based on installation environment.
- Dimensions can be customized to meet your request.
- Logo can be customized.
- Reader mount space can be customized.
- Arm glass width and height are optional.
- Base optional: can add DSSP6005 base
- Infrared sensor number optional.
- Waterproof outdoor can be customized.
- Picture: high resolution and 3D renderings pictures can be customized.
- The wireless remote control is available as a customized option, allowing front-desk staff to control the gate directly.

Functions

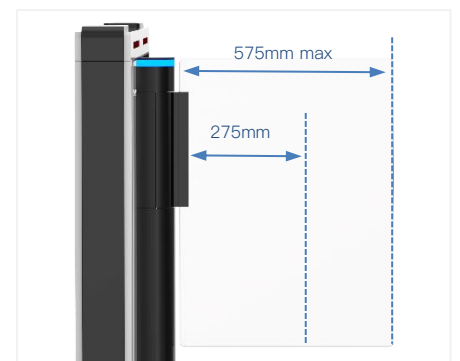
- **Infrared sensor alarm function:**
in case of illegal intrusion and reverse intrusion.
- **Anti-intrusion function:**
the gate is locked automatically until valid opening signal input.
- **Anti-reverse function:**
the turnstile alarms if someone wants to entry in the reverse direction.
- **Anti-trailing function:**
the speed gate alarms if someone wants to burst in without permission.
- **Anti-collision and anti-kick function:**
it designed with consolidated and more durable mechanism, will not break even someone collide it.
- **Mechanism self-protection:**
the arm will reset automatically if off position. The movement will not be broken or damaged even hit.



Logo Custom



High Glass Optional



Wide Lane Optional



Anti-reverse Function



Fire Safety Requirements,
Arms Open Automatically



Anti-trailing Function

Access Control System

Daosafe turnstile gates can be well integrated with any 3rd party access control systems



Card Solution



QR/Bar Code Solution



Biometric Solution



Remote Control



Touchless Button



Card



QR Code



Fingerprint



Face







Palm Vein

Three lanes for card solution installed at building

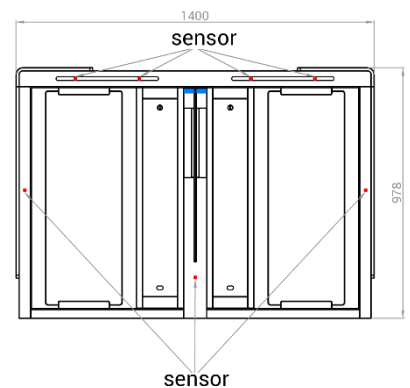
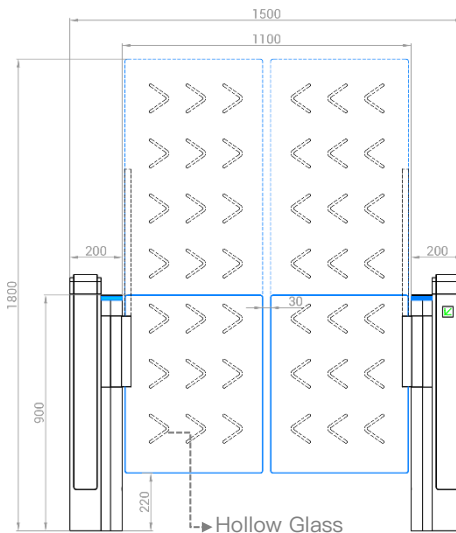
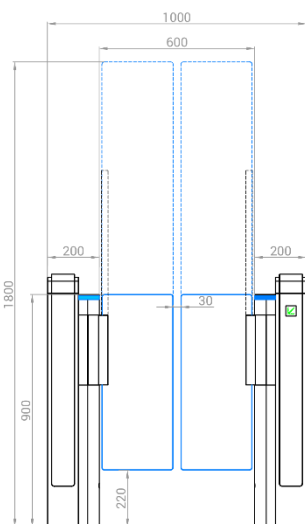
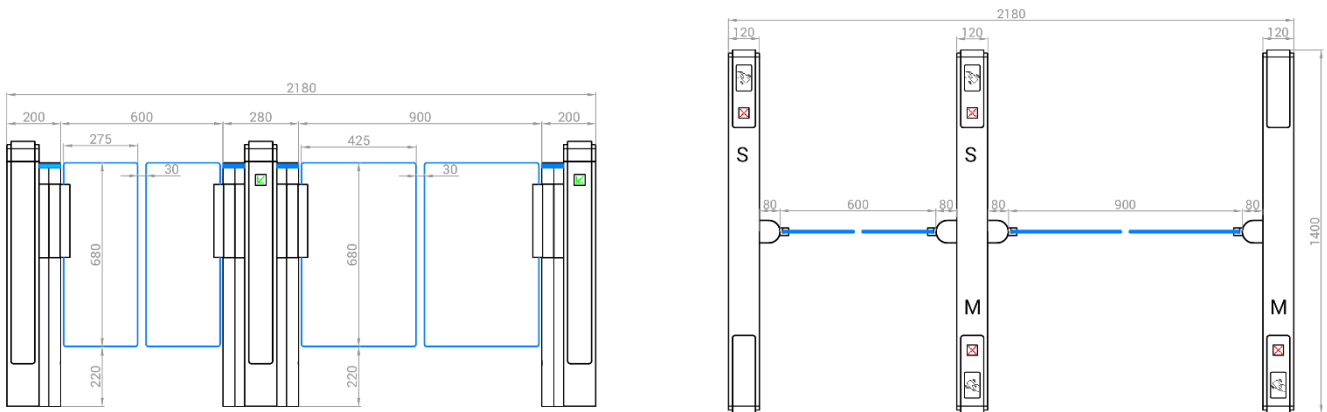
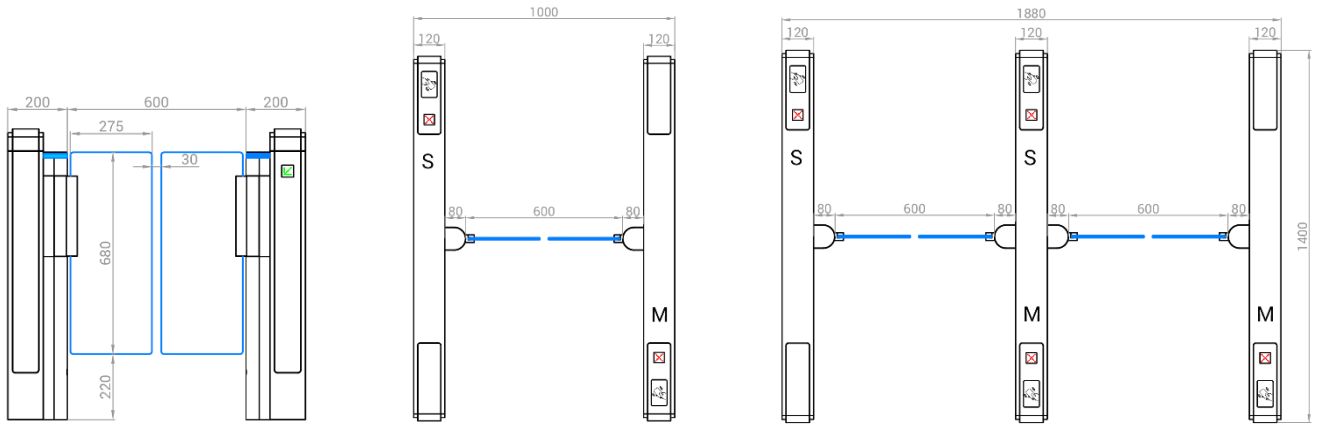


Specifications


Model No.	DS-Q70
Type	Quantum Speed Gate
Brand	Daosafe
Certifications	Compliance CE, ROHS, FCC
Framework Material	Galvanized steel + white and black powder coated Tempered glass
Arm material	Plexiglass 10mm (standard) Tempered glass 8mm/10mm (optional)
Dimension	1400(L) * 120(W) * 978(H)mm
Net Weight	75kg/pcs (single core), 105kg/pcs (double core)
Passage Width	<ul style="list-style-type: none"> • 600mm (standard)~1200mm (Maximum) • 900mm (recommended disabled lane) • Wider width increases arm size and motor load.
Arm Height	<ul style="list-style-type: none"> • 900mm (standard), 1800mm max. (optional) • For 1800mm(H)+1200mm(W), need use hollow glass arm to reduce wind resistance.
Passing Direction	Single directional/Bi-directional
MCBF	15 million
Power Supply	AC220V/110V, 50/60Hz
Operation Voltage	24V DC
Power Consumption	40W
Operation Temperature	-20 °C ~ 75 °C (can be customized)
Operation Humidity	0 ~ 95% (No freeze)
IP Level	IP54 (standard), IP65 (can be customized)
Working Environment	Indoor/Outdoor (can be customized)
Flow Rate	45 people per minute (short arm) 25 people per minute (high arm)
LED Indicators (Front)	Constant Indicator Light:  (open lane) /  (closed lane)
LED Indicator (Top)	Authentication Status Light:  turns  (on valid scan)
Infrared Sensor	7 pairs (standard)
Card Reader Mount	Under the top of the cabinet Max. dimensions: 100(L) * 60(W) * 25(T)mm (can be customized)
Emergency	Automatic arm open when power off
Communication	Dry contact, Relay signal, RS485
Flexibility	Integrate with any access control

Dimensions


Parameter	Standard	Recommended (disabled)	Maximum	Note
Passage Width	600mm	900mm	1200mm	Wider width increases arm size and motor load
Arm Height	900mm	/	1800mm	For 1800mm H and 1200mm W, use hollow glass arms to reduce wind resistance



Lanes Solutions



One Lane



Two Lanes



Two Lanes with Disabled Access

Color Customization



Standard Color

Black Powder Coated

White Powder Coated

Four lanes with disabled lane installed at building



Four lanes custom color installed at building

